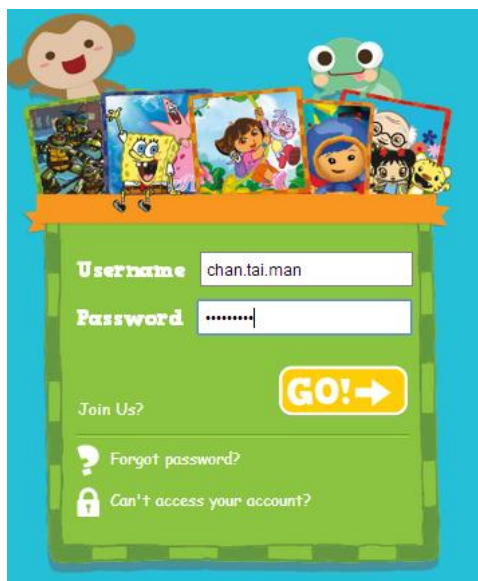




## Fun and Friends (HK Version) 2015 – 2016 User Manual

Please login <http://fnfclub.hk> with your user information in a computer. If you are an iPad or Android tablet user, please make sure you have downloaded "Puffin Academy" browser from Apple "Apps Store" or Android "Google Play" before doing the programme.



Username \_\_\_\_\_ (Name of child / student ID,  
e.g. fnf.chan.tai.man / fnf.s20101001)  
Password \_\_\_\_\_ (Please change your password  
immediately after login)

### Enquiries:

#### Fun and Friends Learning Service Team

Hotline : (852) 3188 2357

Email: [fnf@funlearning.com.hk](mailto:fnf@funlearning.com.hk)

Address: Room 1411, Telford House, 16 Wang Hoi Road, Kowloon Bay, Hong Kong

Service hour: Mon to Fri, 9:00 am – 8:00 pm

For non-service hours, please leave us a message with the following details:

- **Your school name**
- **Your name**
- **Your class**
- **Your question**
- **Your contact no.**

We will respond to your service request within 1 working day.

## Fun and Friends (HK Version) 2015-16 User Manual

### Reminders :

- ☑ Programme Period: 21 Sep 2015 – 30 June 2016
- ☑ Please use small letters for 'Username'.
- ☑ Students must enter both email addresses in Profile for password retrieval and receiving Progress Report.
- ☑ To achieve maximum score, participation in all learning materials (including videos and sound clips) is necessary.

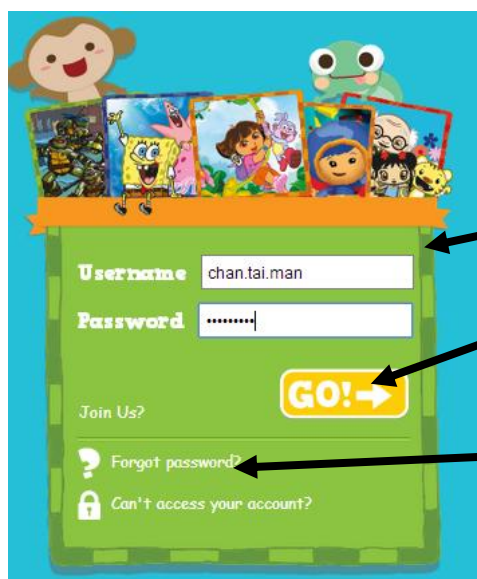
### System implementation and equipment requirement:

- Windows 2000 / XP / Vista / 7 / 8.1; Latest OSX for Mac
- Internet Explorer 10 or above, Chrome, Safari and Firefox (latest Version)
- Adobe Flash Player 10.1 or above

## I. Login

### 1. PC or Mac Users

Login URL : <http://fnfclub.hk>



Enter **Username** and **Password**.  
(This information can be found on the email to parents.)

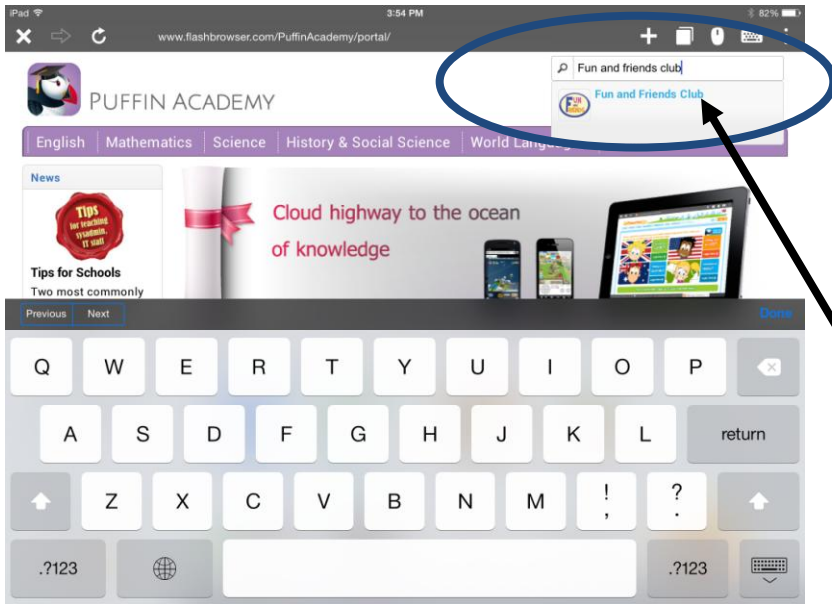
Click **GO** to Login

Please click "**Forgot password**" and enter personal information if you forget your password. The password will be sent to the registered email address.

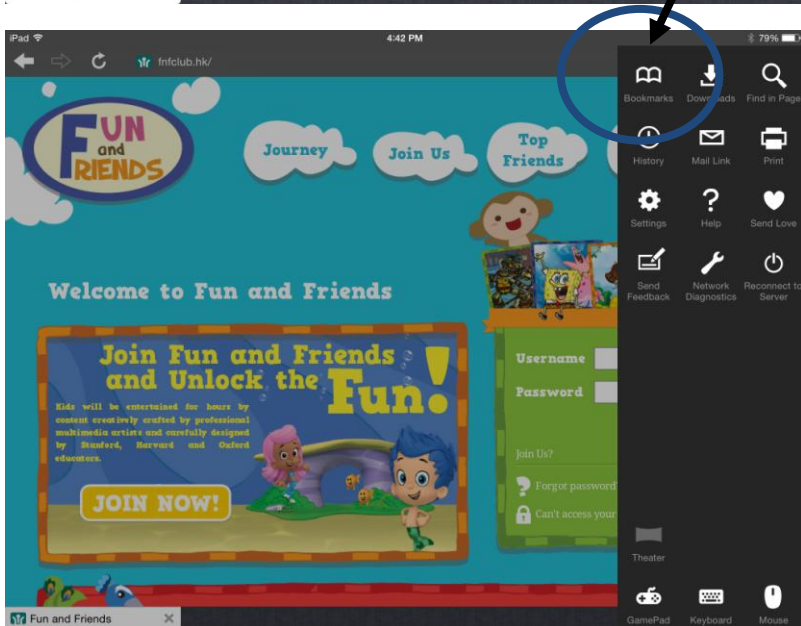
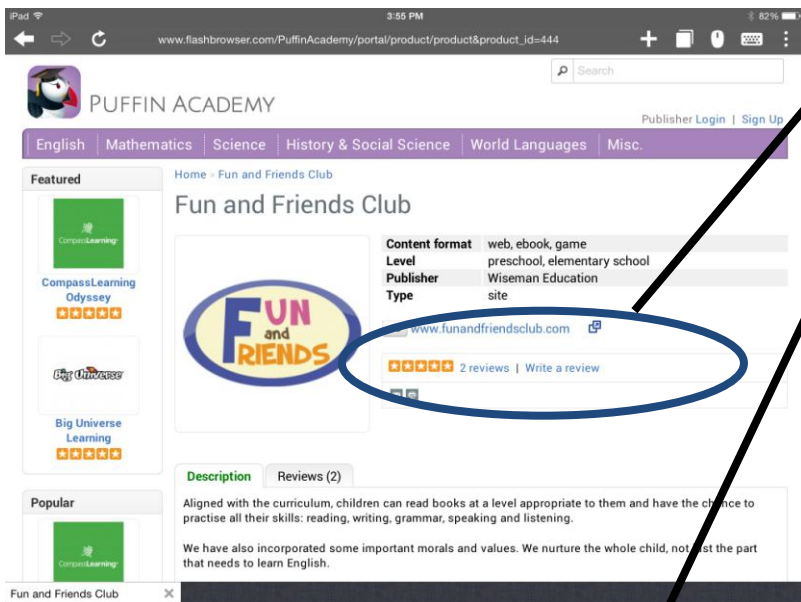
### 2. Android/iPad Users

Download "Puffin Academy" from browser from Apple "Apps Store" or Android "Google Play" before doing the programme.





When you are in Puffin Academy, search "Fun and Friends Club". Click on the link provided to access to our programme. Please Click "add bookmark" to include "Fun and Friends Club" to your favourite list so that you can access to the webpage easily next time.



By setting the bookmark, you can simply go to Puffin Academy and retrieve "Fun and Friends Club" from your list. You do not need to do the searching every time.

The login procedures will be the same as PC/Mac users.

## II. Update Personal Information and Password



Click here to view your profile

**Change Profile:**  
Click here to fill in your **phone number, email address, and new password**

Hi, .

Username: student.1  
 Email: [Click here to edit](#)  
 Phone: [Click here](#)  
 Address: [Click here to edit](#)  
 Birthday: 01/01/1970

**Subscription**

School	Term	Class	Course	Expiry
Wiseman Education	2013 - 2014	HK	Fun and Friends	15/08/2015
			Stage 1 (Learners)	
			Stage 1 (Self Learning)	
			Stage 1 (Self Learning)	
			Book Club	
			Level 0	
			Level 1	
			Level 2	
			Level 3	

**Purchase History**  
No Records



**Edit your profile**

Name:

Username:

Password:

Re-enter Password:

Email:

Phone:

Address:

Parent Name:

Gender:  Male  Female

Birthday:  (dd mmn yyyy)

Please enter your email address in the "Profile" section upon the first time of login. A Progress Report will be sent to your email for you to follow the progress of your child.

### III. Do the Lessons



The screenshot shows the homepage of the Fun and Friends Club. At the top left, a navigation bar contains icons for Home, Profile, and Bookclub. A callout box with an arrow pointing to the Home icon contains the text: "Click the home button to go back to the front page". In the center, a large white cloud-shaped area contains the text "Welcome !", "Are you ready for fun!", and "Interactive Programme" with a corresponding icon. A second callout box with an arrow pointing to the Interactive Programme icon contains the text: "Select 'Interactive Programme'". The top right corner features icons for Help, Contact, and Exit. At the bottom, there is a row of small logos for various educational partners and a copyright notice.

### Now you can choose the modules and start your learning journey!



The screenshot shows the "Fun and Friends Programme" interface. At the top, a navigation bar includes icons for Home, Profile, Playground, Bookings, ePortfolio, and Lessons. A large yellow sun icon is centered above the title "Fun and Friends Programme". Below the title, a breadcrumb trail reads "Home > Fun and Friends Programme > Stage 1 (Learners)". Five colorful book covers are displayed in a row: "Family and Friends" (red), "Caring and Sharing" (green), "Five Senses" (teal), "Places and Activities" (orange), and "The World Around Us" (blue). A large yellow circular button with a white left-pointing arrow is located in the bottom left corner. The top right corner features icons for Help, Contact, and Exit.